


Get yourself a stunning optical toy for showing off with your most recent discovery of the art world. Let it be your own work, a pic from your mobile, an exhibition flyer or any cool art magazine.

||| staple here |||

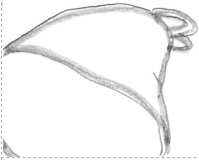
Art Locator

Makes finding
upcoming art
a lot easier

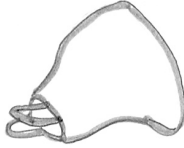
Flip-Book by Scirocco Plot



12



09




06



03

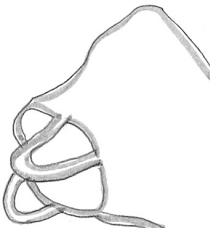
1. Use stiff paper for this flip-book. **2.** Cut out an image the size of the viewfinder on page 14 or directly draw something into the circle. **3.** Be sure to glue some blurred images into all viewfinders to get the real telescope feeling. **4.** Colour the pages, if you like. **5.** Carefully cut along the dotted lines. **6.** Stack all the pictures in order.



13



10



07




04



01

7. Line up the pages evenly along the right side. **8.** Staple where marked. **9.** Hang around and show off.

© Scirocco Plot. Published by Scirocco Plot under Creative Commons Attribution-Noncommercial 2.5 licence. You are free to copy, distribute and transmit the work for non-commercial purposes. You must name the author on the front page and link to <http://www.scirocco-plot.com>.



14



11



08



05



02